


**unika®**

# Shipboard Cables **Product Catalogue**



## 0,6/1 kV Unscreened Power & Lighting Cables

### Construction

- ① Conductor  
Electrolytic, stranded, annealed, bare or tinned copper, Class 2 or Class 5
- ② Insulation  
XLPE
- ③ Inner Sheath  
Halogen-free thermoplastic filler or polyester tape
- ④ Outer Sheath  
Grey or black colored, halogen-free, low smoke, flame-retardant, polyolefine based thermoplastic compound



### Technical Features

Rated Voltage	: 0,6/1 kV
Test Voltage	: 3,5 kV
Temperature Range	: -40°C / +90°C
Bending Radius	: 6 x Outer Diameter
Halogen free properties	: IEC 60754-1&2
Low smoke emission	: IEC 61034-1&2
Flame Retardancy	: IEC 60332-3 CAT.A
Application	: Used in ships and sea vehicles for power and lighting applications. Halogen-free, flame retardant and low smoke density type cables.
Standards of Design & Tests	: IEC 60092-353 & IEC 60092-350

## 0,6/1 kV Unscreened Power &amp; Lighting Cables

Nominal Cross-section	Net Weight (approx.)	Overall Diameter of Cable (approx.)	Conductor DC Resistance at 20 °C
mm <sup>2</sup>	kg/km	mm	ohm/km
1x1	30	5.0	18.100
1x1,5	40	5.0	12.100
1x2,5	50	6.0	7.400
1x4	70	6.0	4.610
1x6	90	7.0	3.080
1x10	130	8.0	1.830
1x16	190	9.0	1.150
1x25	310	11.0	0.727
1x35	400	12.0	0.524
1x50	530	14.0	0.387
1x70	730	16.0	0.268
1x95	970	18.0	0.193
1x120	1,260	20.0	0.154
1x150	1,540	22.0	0.126
1x185	1,900	24.0	0.100
1x240	2,400	27.0	0.076
1x300	2,970	30.0	0.060
2x1	60	8.0	18.100
2x1,5	70	8.0	12.100
2x2,5	100	9.0	7.400
2x4	140	10.0	4.610
2x6	180	11.0	3.080
2x10	270	14.0	1.830
2x16	390	16.0	1.150
2x25	970	22.0	0.727
2x35	1,230	24.0	0.524
2x50	1,550	27.0	0.387
2x70	2,190	32.0	0.268
2x95	2,840	35.0	0.193
3x1	80	8.0	18.100
3x1,5	100	9.0	12.100
3x2,5	130	10.0	7.400
3x4	190	11.0	4.610

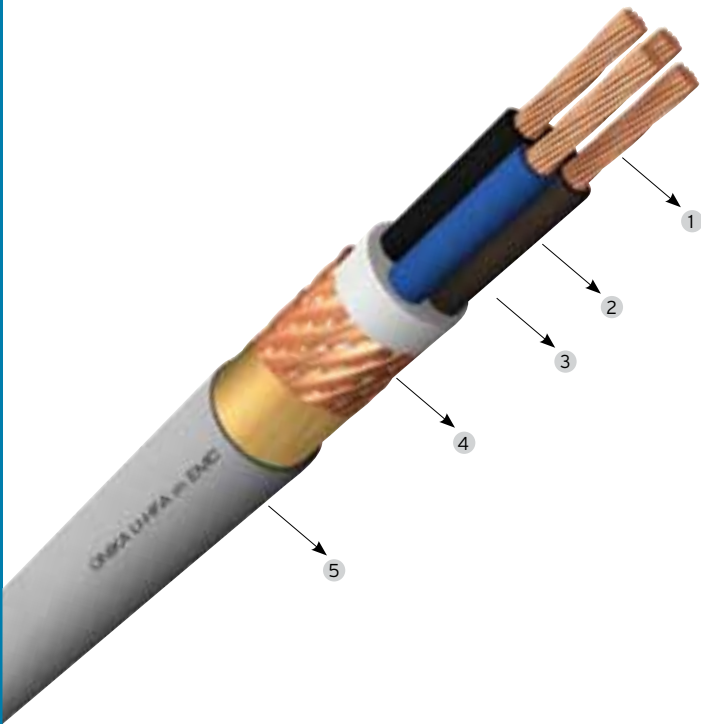
# U-HF m

## 0,6/1 kV Unscreened Power & Lighting Cables

Nominal Cross-section	Net Weight (approx.)	Overall Diameter of Cable (approx.)	Conductor DC Resistance at 20° C
mm <sup>2</sup>	kg/km	mm	ohm/km
3x6	240	12.0	3.080
3x10	380	14.0	1.830
3x16	550	17.0	1.150
3x25	1,210	24.0	0.727
3x35	1,560	26.0	0.524
3x50	2,050	29.0	0.387
3x70	2,790	34.0	0.268
3x95	3,660	38.0	0.193
3x120	4,720	43.0	0.154
3x150	5,780	47.0	0.126
3x185	7,150	52.0	0.100
3x240	8,910	58.0	0.076
4x1	90	9.0	18.100
4x1,5	120	10.0	12.100
4x2,5	170	11.0	7.400
4x4	240	12.0	4.610
4x6	310	14.0	3.080
4x10	490	16.0	1.830
4x16	720	19.0	1.150
4x25	1,460	24.0	0.727
4x35	1,950	28.0	0.524
4x50	2,470	32.0	0.387
4x70	3,520	37.0	0.268

0,6/1 kV Unscreened Power & Lighting Cables

Nominal Cross-section	Net Weight (approx.)	Overall Diameter of Cable (approx.)	Conductor DC Resistance at 20° C
mm <sup>2</sup>	kg/km	mm	ohm/km
4x95	4,650	41.0	0.193
4x120	6,020	47.0	0.154
4x150	7,370	52.0	0.126
5x1	110	10.0	18.100
5x1,5	140	10.0	12.100
5x2,5	200	12.0	7.400
7x1	140	10.0	18.100
7x1,5	190	11.0	12.100
7x2,5	270	13.0	7.400
10x1	200	13.0	18.100
10x1,5	270	14.0	12.100
10x2,5	380	16.0	7.400
12x1	230	14.0	18.100
12x1,5	310	15.0	12.100
12x2,5	450	17.0	7.400
14x1	270	15.0	18.100
14x1,5	360	16.0	12.100
14x2,5	520	18.0	7.400
16x1	300	15.0	18.100
16x1,5	400	17.0	12.100
16x2,5	580	19.0	7.400
19x1	350	16.0	18.100
19x1,5	470	18.0	12.100
19x2,5	680	20.0	7.400
24x1	430	18.0	18.100
24x1,5	580	20.0	12.100
24x2,5	820	20.0	7.400
27x1	480	20.0	18.100
27x1,5	650	21.0	12.100
27x2,5	950	25.0	7.400
33x1	580	21.0	18.100
33x1,5	790	23.0	12.100
33x2,5	1,150	27.0	7.400
37x1	640	22.0	18.100
37x1,5	870	24.0	12.100
37x2,5	1,280	28.0	7.400



## 0,6/1 kV Screened Power & Lighting Cables

### Construction

- 1 Conductor  
Electrolytic, stranded, annealed, bare or tinned copper, Class 2 or Class 5
- 2 Insulation  
XLPE
- 3 Inner Sheath  
Halogen-free thermoplastic filler or polyester tape
- 4 Screen  
Copper wire braiding with 100 % coverage copper tape and drain wire
- 5 Outer Sheath  
Grey or black colored, halogen-free, low smoke, flame-retardant, polyolefine based thermoplastic compound



TÜRK LOYDU

### Technical Features

Rated Voltage	: 0,6/1 kV
Test Voltage	: 3,5 kV
Temperature Range	: -40°C / +90°C
Bending Radius	: 6 x Outer Diameter
Halogen free properties	: IEC 60754-1&2
Low smoke emission	: IEC 61034-1&2
Flame Retardancy	: IEC 60332-3 CAT.A
Application	: Used in ships and sea vehicles for power and lighting applications. Halogen-free, flame retardant and low smoke density type cables.
Standards of Design & Tests	: IEC 60092-353 & IEC 60092-350

## 0,6/1 kV Screened Power & Lighting Cables

Nominal Cross-section	Net Weight (approx.)	Overall Diameter of Cable (approx.)	Conductor DC Resistance at 20° C
mm <sup>2</sup>	kg/km	mm	ohm/km
1x1	50	6.0	18.100
1x1,5	60	6.0	12.100
1x2,5	70	6.0	7.400
1x4	90	7.0	4.610
1x6	120	7.0	3.080
1x10	170	9.0	1.830
1x16	230	10.0	1.150
1x25	360	12.0	0.727
1x35	460	13.0	0.524
1x50	630	15.0	0.387
1x70	840	17.0	0.268
1x95	1,100	19.0	0.193
1x120	1,400	21.0	0.154
1x150	1,700	23.0	0.126
1x185	2,080	25.0	0.100
1x240	2,600	28.0	0.076
1x300	90	8.0	18.100
2x1	110	9.0	12.100
2x1,5	140	10.0	7.400
2x2,5	190	11.0	4.610
2x4	230	12.0	3.080
2x6	370	15.0	1.830
2x10	510	17.0	1.150
2x16	1,130	23.0	0.727
2x25	1,410	26.0	0.524
2x35	1,750	28.0	0.387
2x50	1,780	29.0	0.268
2x70	3,200	37.0	0.193
2x95	110	9.0	18.100
3x1	140	10.0	12.100
3x1,5	180	11.0	7.400
3x2,5	240	12.0	4.610
3x4	300	13.0	3.080
3x6			

# U-HFA m EMC


0,6/1 kV Screened Power & Lighting Cables

Nominal Cross-section	Net Weight (approx.)	Overall Diameter of Cable (approx.)	Conductor DC Resistance at 20° C
mm <sup>2</sup>	kg/km	mm	ohm/km
3x10	490	16.0	1.830
3x16	680	18.0	1.150
3x25	1,380	25.0	0.727
3x35	1,750	27.0	0.524
3x50	2,180	30.0	0.387
3x70	3,090	36.0	0.268
3x95	3,990	40.0	0.193
3x120	5,200	45.0	0.154
3x150	6,370	50.0	0.126
3x185	7,800	55.0	0.100
3x240	9,710	61.0	0.076
4x1	130	10.0	18.100
4x1,5	160	10.0	12.100
4x2,5	220	12.0	7.400
4x4	290	13.0	4.610
4x6	410	15.0	3.080
4x10	610	17.0	1.830
4x16	860	20.0	1.150
4x25	1,710	27.0	0.727
4x35	2,180	34.0	0.524
4x50	2,830	34.0	0.387
4x70	3,880	39.0	0.268
4x95	5,140	44.0	0.193
4x120	6,570	50.0	0.154
4x150	8,060	55.0	0.126



## 0,6/1 kV Screened Power & Lighting Cables

Nominal Cross-section	Net Weight (approx.)	Overall Diameter of Cable (approx.)	Conductor DC Resistance at 20° C
mm <sup>2</sup>	kg/km	mm	ohm/km
5x1	160	10.0	18.100
5x1,5	190	11.0	12.100
5x2,5	260	13.0	7.400
7x1	190	11.0	18.100
7x1,5	240	12.0	12.100
7x2,5	360	14.0	7.400
10x1	260	14.0	18.100
10x1,5	370	16.0	12.100
10x2,5	490	17.0	7.400
12x1	330	15.0	18.100
12x1,5	420	16.0	12.100
12x2,5	570	19.0	7.400
14x1	370	16.0	18.100
14x1,5	470	17.0	12.100
14x2,5	640	20.0	7.400
16x1	410	17.0	18.100
16x1,5	520	18.0	12.100
16x2,5	720	21.0	7.400
19x1	470	18.0	18.100
19x1,5	600	19.0	12.100
19x2,5	820	22.0	7.400
24x1	570	20.0	18.100
24x1,5	730	21.0	12.100
24x2,5	1,100	24.0	7.400
27x1	630	21.0	18.100
27x1,5	810	23.0	12.100
27x2,5	1,130	26.0	7.400
33x1	730	22.0	18.100
33x1,5	950	25.0	12.100
33x2,5	1,340	28.0	7.400
37x1	810	23.0	18.100
37x1,5	1,040	26.0	12.100
37x2,5	1,480	29.0	7.400



## 0,6/1 kV Fire Resistant Unscreened Power & Lighting Cables

### Construction

- 1 Conductor  
Electrolytic, stranded, annealed, bare or tinned copper, Class 2 or Class 5
- 2 Mica Glass tape
- 3 Insulation  
XLPE
- 4 Inner Sheath  
Halogen-free thermoplastic filler or polyester tape
- 5 Outer Sheath  
Grey or black colored, halogen-free, low smoke, flame-retardant, polyolefine based thermoplastic compound



### Technical Features

Rated Voltage	: 0,6/1 kV
Test Voltage	: 3,5 kV
Temperature Range	: -40°C / +90°C
Bending Radius	: 6 x Outer Diameter
Halogen free properties	: IEC 60754-1&2
Low smoke emission	: IEC 61034-1&2
Flame Retardancy	: IEC 60332-3 CAT.A
Application	: Used in ships and sea vehicles for power and lighting applications. Halogen-free, flame retardant and low smoke density type cables, these cables have function endurance according to IEC 60331.
Standards of Design & Tests	: IEC 60092-353 & IEC 60092-350 & IEC 60331-21

## 0,6/1 kV Fire Resistant Unscreened Power & Lighting Cables

Nominal Cross-section	Net Weight (approx.)	Overall Diameter of Cable (approx.)	Conductor DC Resistance at 20° C
mm <sup>2</sup>	kg/km	mm	ohm/km
1x1	40	5.0	18.100
1x1,5	50	6.0	12.100
1x2,5	60	6.0	7.400
1x4	80	7.0	4.610
1x6	100	7.0	3.080
1x10	140	8.0	1.830
1x16	200	9.0	1.150
1x25	320	11.0	0.727
1x35	420	12.0	0.524
1x50	520	14.0	0.387
1x70	750	16.0	0.268
1x95	990	18.0	0.193
1x120	1,280	20.0	0.154
1x150	1,560	22.0	0.126
1x185	1,930	25.0	0.100
1x240	2,430	27.0	0.076
1x300	3,010	30.0	0.060
2x1	70	9.0	18.100
2x1,5	90	9.0	12.100
2x2,5	120	10.0	7.400
2x4	160	12.0	4.610
2x6	200	13.0	3.080
2x10	300	15.0	1.830
2x16	420	17.0	1.150
2x25	1,040	23.0	0.727
2x35	1,310	26.0	0.524
2x50	1,700	29.0	0.387
2x70	2,320	33.0	0.268
2x95	2,990	37.0	0.193
3x1	90	9.0	18.100
3x1,5	110	10.0	12.100
3x2,5	150	11.0	7.400
3x4	210	12.0	4.610
3x6	270	14.0	3.080
3x10	410	16.0	1.830
3x16	590	19.0	1.150
3x25	1,290	25.0	0.727
3x35	1,640	27.0	0.524
3x50	2,060	30.0	0.387
3x70	2,900	35.0	0.268
3x95	3,770	39.0	0.193
3x120	4,850	44.0	0.154
3x150	5,910	49.0	0.126
3x185	7,450	55.0	0.100
3x240	9,300	60.0	0.076


# U-HFFR m

## 0,6/1 kV Fire Resistant Unscreened Power & Lighting Cables

Nominal Cross-section	Net Weight (approx.)	Overall Diameter of Cable (approx.)	Conductor DC Resistance at 20° C
mm <sup>2</sup>	kg/km	mm	ohm/km
4x1	110	10.0	18.100
4x1,5	140	11.0	12.100
4x2,5	190	12.0	7.400
4x4	270	14.0	4.610
4x6	350	15.0	3.080
4x10	530	18.0	1.830
4x16	770	20.0	1.150
4x25	1,620	27.0	0.727
4x35	2,070	30.0	0.524
4x50	2,600	34.0	0.387
4x70	3,730	39.0	0.268
4x95	4,890	44.0	0.193
4x120	6,350	50.0	0.154
4x150	7,730	55.0	0.126
5x1	140	11.0	18.100
5x1,5	170	12.0	12.100
5x2,5	240	14.0	7.400
7x1	180	12.0	18.100
7x1,5	230	13.0	12.100
7x2,5	310	15.0	7.400
10x1	250	15.0	18.100
10x1,5	320	16.0	12.100
10x2,5	440	18.0	7.400
12x1	290	16.0	18.100
12x1,5	370	18.0	12.100
12x2,5	520	20.0	7.400
14x1	330	17.0	18.100
14x1,5	430	19.0	12.100
14x2,5	600	21.0	7.400
16x1	380	18.0	18.100
16x1,5	480	20.0	12.100
16x2,5	680	22.0	7.400
19x1	430	19.0	18.100
19x1,5	560	21.0	12.100
19x2,5	780	23.0	7.400
24x1	540	22.0	18.100
24x1,5	700	24.0	12.100
24x2,5	990	27.0	7.400

## 0,6/1 kV Fire Resistant Unscreened Power & Lighting Cables

Nominal Cross-section	Net Weight (approx.)	Overall Diameter of Cable (approx.)	Conductor DC Resistance at 20° C
mm <sup>2</sup>	kg/km	mm	ohm/km
27x1	610	24.0	18.100
27x1,5	790	26.0	12.100
27x2,5	1,110	28.0	7.400
33x1	730	26.0	18.100
33x1,5	940	28.0	12.100
33x2,5	1,340	31.0	7.400
37x1	800	27.0	18.100
37x1,5	1,050	29.0	12.100
37x2,5	1,490	32.0	7.400



## 0,6/1 kV Fire Resistant Screened Power & Lighting Cables

### Construction

- 1 Conductor  
Electrolytic, stranded, annealed, bare or tinned copper, Class 2 or Class 5
- 2 Mica Glass tape
- 3 Insulation  
XLPE
- 4 Inner Sheath  
Halogen-free thermoplastic filler or polyester tape
- 5 Screen  
Copper wire braiding and drain wire
- 6 Outer Sheath  
Grey or black colored, halogen-free, low smoke, flame-retardant, polyolefine based thermoplastic compound



TÜRK LOYDU

### Technical Features

Rated Voltage	: 0,6/1 kV
Test Voltage	: 3,5 kV
Temperature Range	: -40°C / +90°C
Bending Radius	: 6 x Outer Diameter
Halogen free properties	: IEC 60754-1&2
Low smoke emission	: IEC 61034-1&2
Flame Retardancy	: IEC 60332-3 CAT.A
Application	: Used in ships and sea vehicles for power and lighting applications. Halogen-free, flame retardant and low smoke density type cables, these cables have function endurance according to IEC 60331.
Standards of Design & Tests	: IEC 60092-353 & IEC 60092-350 & IEC 60331-21

## 0,6/1 kV Fire Resistant Screened Power & Lighting Cables

Nominal Cross-section	Net Weight (approx.)	Overall Diameter of Cable (approx.)	Conductor DC Resistance at 20° C
mm <sup>2</sup>	kg/km	mm	ohm/km
1x1	60	6.0	18.100
1x1,5	70	6.0	12.100
1x2,5	90	7.0	7.400
1x4	100	8.0	4.610
1x6	130	8.0	3.080
1x10	180	9.0	1.830
1x16	250	10.0	1.150
1x25	380	12.0	0.727
1x35	480	14.0	0.524
1x50	650	16.0	0.387
1x70	870	18.0	0.268
1x95	1,120	19.0	0.193
1x120	1,440	22.0	0.154
1x150	1,730	24.0	0.126
1x185	2,120	26.0	0.100
1x240	2,630	29.0	0.076
1x300	3,230	31.0	0.060
2x1	110	10.0	18.100
2x1,5	130	10.0	12.100
2x2,5	160	11.0	7.400
2x4	210	12.0	4.610
2x6	290	14.0	3.080
2x10	400	16.0	1.830
2x16	540	18.0	1.150
2x25	1,210	25.0	0.727
2x35	1,500	27.0	0.524
2x50	1,810	29.0	0.387
2x70	2,580	35.0	0.268
2x95	3,370	39.0	0.193
3x1	140	10.0	18.100

# U-HFFRA m

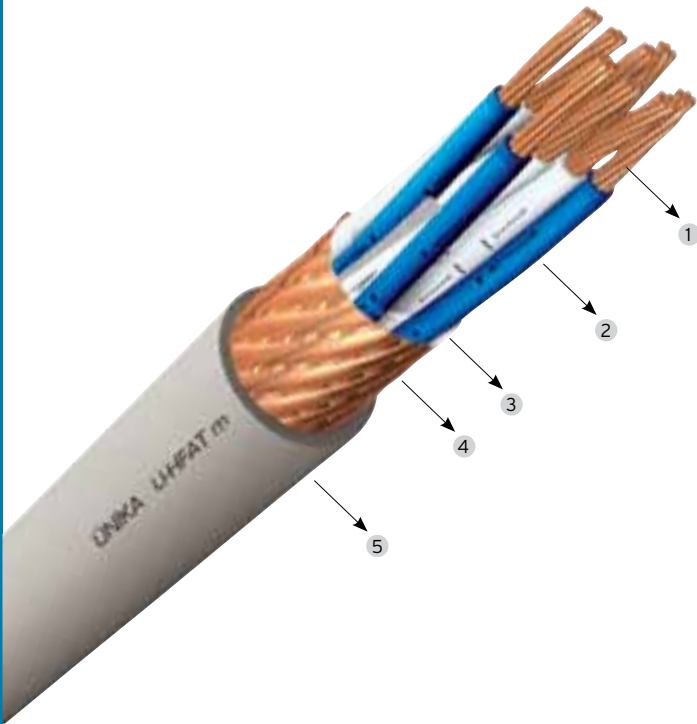
## 0,6/1 kV Fire Resistant Screened Power & Lighting Cables

Nominal Cross-section	Net Weight (approx.)	Overall Diameter of Cable (approx.)	Conductor DC Resistance at 20° C
mm <sup>2</sup>	kg/km	mm	ohm/km
3x1,5	160	11.0	12.100
3x2,5	210	12.0	7.400
3x4	270	13.0	4.610
3x6	370	15.0	3.080
3x10	530	17.0	1.830
3x16	730	19.0	1.150
3x25	1,480	26.0	0.727
3x35	1,850	29.0	0.524
3x50	2,380	32.0	0.387
3x70	3,220	37.0	0.268
3x95	4,230	41.0	0.193
3x120	5,420	47.0	0.154
3x150	6,550	51.0	0.126
3x185	7,940	56.0	0.100
3x240	9,970	62.0	0.076
4x1	190	12.0	12.100
4x1,5	250	13.0	7.400
4x2,5	360	15.0	4.610
4x4	460	16.0	3.080
4x6	660	19.0	1.830
4x10	920	21.0	1.150
4x16	1,820	29.0	0.727
4x25	2,290	32.0	0.524
4x35	2,890	35.0	0.387
4x50	3,410	38.0	0.268
4x70			



## 0,6/1 kV Fire Resistant Screened Power & Lighting Cables

Nominal Cross-section	Net Weight (approx.)	Overall Diameter of Cable (approx.)	Conductor DC Resistance at 20° C
mm <sup>2</sup>	kg/km	mm	ohm/km
4x95	5,300	46.0	0.193
4x120	6,800	51.0	0.154
4x150	8,350	57.0	0.126
5x1	190	12.0	18.100
5x1,5	230	13.0	12.100
5x2,5	330	15.0	7.400
7x1	240	13.0	18.100
7x1,5	320	15.0	12.100
7x2,5	420	16.0	7.400
10x1	360	16.0	18.100
10x1,5	440	18.0	12.100
10x2,5	570	20.0	7.400
12x1	410	18.0	18.100
12x1,5	510	19.0	12.100
12x2,5	670	20.0	7.400
14x1	450	19.0	18.100
14x1,5	570	20.0	12.100
14x2,5	750	22.0	7.400
16x1	510	20.0	18.100
16x1,5	630	21.0	12.100
16x2,5	840	24.0	7.400
19x1	580	21.0	18.100
19x1,5	720	22.0	12.100
19x2,5	960	25.0	7.400
24x1	700	23.0	18.100
24x1,5	880	25.0	12.100
24x2,5	1,180	28.0	7.400
27x1	780	25.0	18.100
27x1,5	970	27.0	12.100
27x2,5	1,320	30.0	7.400
33x1	910	27.0	18.100
33x1,5	1,150	28.0	12.100
33x2,5	1,560	30.0	7.400
37x1	1,000	28.0	18.100
37x1,5	1,260	30.0	12.100
37x2,5	1,720	33.0	7.400



## 250 V Screened Telecommunication & Control Cables

### Construction

- 1 Conductor  
Electrolytic, stranded, annealed, bare or tinned copper, Class 2 or Class 5
- 2 Insulation  
XLPE
- 3 Inner Sheath  
Halogen-free thermoplastic filler or polyester tape
- 4 Screen  
Copper wire braiding and drain wire
- 5 Outer Sheath  
Grey or black colored, halogen-free, low smoke, flame-retardant, polyolefine based thermoplastic compound



TÜRK LOYDU

### Technical Features

Rated Voltage	: 250 kV
Test Voltage	: 1,5 kV
Temperature Range	: -40°C / +90°C
Bending Radius	: 6 x Outer Diameter
Halogen free properties	: IEC 60754-1&2
Low smoke emission	: IEC 61034-1&2
Flame Retardancy	: IEC 60332-3 CAT.A
Application	: Used in ships and sea vehicles for telecommunication and signal applications. Halogen-free, flame retardant and low smoke density type cables.
Standards of Design & Tests	: IEC 60092-376 & IEC 60092-350


## 250 V Screened Telecommunication & Control Cables

Nominal Cross-section	Net Weight (approx.)	Overall Diameter of Cable (approx.)	Conductor DC Resistance at 20° C
mm <sup>2</sup>	kg/km	mm	ohm/km
1x2x0,5	70	7.0	36.000
2x2x0,5	100	8.0	36.000
3x2x0,5	140	11.0	36.000
4x2x0,5	170	12.0	36.000
5x2x0,5	200	13.0	36.000
7x2x0,5	280	15.0	36.000
8x2x0,5	330	17.0	36.000
10x2x0,5	380	18.0	36.000
12x2x0,5	430	19.0	36.000
14x2x0,5	480	20.0	36.000
16x2x0,5	530	21.0	36.000
19x2x0,5	590	22.0	36.000
24x2x0,5	720	25.0	36.000
27x2x0,5	800	27.0	36.000
37x2x0,5	1,020	30.0	36.000
1x2x0,75	80	8.0	24.500
2x2x0,75	110	9.0	24.500
3x2x0,75	170	12.0	24.500
4x2x0,75	190	12.0	24.500
5x2x0,75	270	14.0	24.500
7x2x0,75	330	16.0	24.500
8x2x0,75	400	19.0	24.500
10x2x0,75	440	19.0	24.500
12x2x0,75	510	20.0	24.500
14x2x0,75	570	21.0	24.500
16x2x0,75	630	23.0	24.500
19x2x0,75	700	23.0	24.500
24x2x0,75	870	27.0	24.500
27x2x0,75	970	29.0	24.500
37x2x0,75	1,230	30.0	24.500
1x2x1,5	110	9.0	12.100
2x2x1,5	170	10.0	12.100
3x2x1,5	280	15.0	12.100
4x2x1,5	320	15.0	12.100
5x2x1,5	400	17.0	12.100
7x2x1,5	500	19.0	12.100
8x2x1,5	590	22.0	12.100
10x2x1,5	690	23.0	12.100
12x2x1,5	800	25.0	12.100
14x2x1,5	900	26.0	12.100
16x2x1,5	1,000	28.0	12.100

## 250 V Screened Telecommunication & Control Cables

Nominal Cross-section	Net Weight (approx.)	Overall Diameter of Cable (approx.)	Conductor DC Resistance at 20° C
mm <sup>2</sup>	kg/km	mm	ohm/km
19x2x1,5	1,150	30.0	12.100
24x2x1,5	1,410	33.0	12.100
27x2x1,5	1,660	36.0	12.100
37x2x1,5	2,150	41.0	12.100
1x2x2,5	140	10.0	7.410
2x2x2,5	220	12.0	7.410
3x2x2,5	370	16.0	7.410
4x2x2,5	430	17.0	7.410
5x2x2,5	540	20.0	7.410
7x2x2,5	680	21.0	7.410
8x2x2,5	810	25.0	7.410
10x2x2,5	940	26.0	7.410
12x2x2,5	1,100	28.0	7.410
14x2x2,5	1,250	30.0	7.410
16x2x2,5	1,400	32.0	7.410
19x2x2,5	1,610	34.0	7.410
24x2x2,5	2,080	38.0	7.410
27x2x2,5	2,330	41.0	7.410
37x2x2,5	3,040	46.0	7.410
1x3x0,5	90	7.0	36.000
2x3x0,5	150	10.0	36.000
3x3x0,5	210	11.0	36.000
4x3x0,5	250	12.0	36.000
5x3x0,5	300	13.0	36.000
7x3x0,5	420	15.0	36.000
8x3x0,5	480	18.0	36.000
10x3x0,5	570	18.0	36.000
1x3x0,75	120	8.0	24.500
2x3x0,75	160	11.0	24.500
3x3x0,75	250	12.0	24.500
4x3x0,75	280	13.0	24.500
5x3x0,75	360	16.0	24.500
7x3x0,75	490	15.0	24.500
8x3x0,75	610	19.0	24.500
10x3x0,75	660	19.0	24.500





## 250 V Fire Resistant Screened Telecommunication & Control Cables

### Construction

- 1 Conductor  
Electrolytic, stranded, annealed, bare or tinned copper, Class 2 or Class 5
- 2 Mica Glass tape
- 3 Insulation  
XLPE
- 4 Inner Sheath  
Polyester tape or filler
- 5 Screen  
Copper wire braiding with drain wire
- 6 Outer Sheath  
Green colored, halogen-free, low smoke, flame-retardant, polyolefine based thermoplastic compound

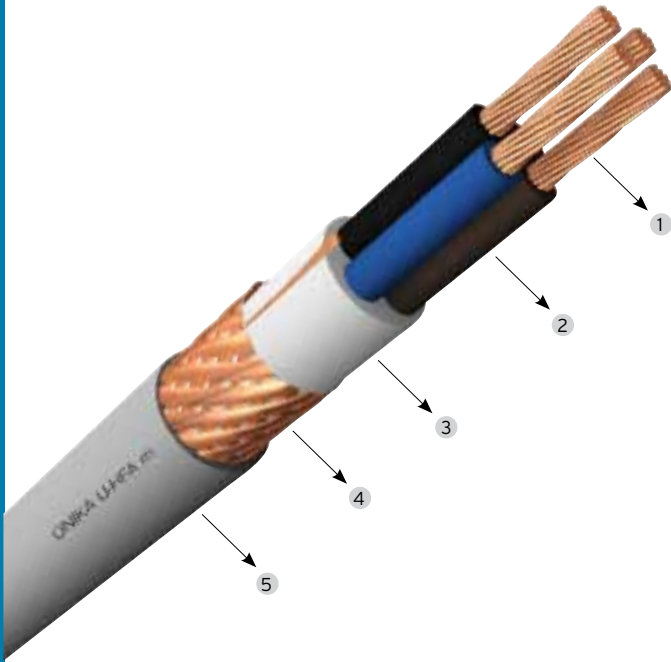


TÜRK LOYDU

### Technical Features

Rated Voltage	: 250 kV
Test Voltage	: 1,5 kV
Temperature Range	: -40°C / +90°C
Bending Radius	: 6 x Outer Diameter
Halogen free properties	: IEC 60754-1&2
Low smoke emission	: IEC 61034-1&2
Flame Retardancy	: IEC 60332-3 CAT.A
Application	: Used in ships and sea vehicles for telecommunication and signal applications. Halogen-free, flame retardant and low smoke density type cables, these cables have function endurance according to IEC 60331. Screened against electromagnetic interferences.
Standards of Design & Tests	: IEC 60092-376 & IEC 60092-350 / IEC 60331-21





## 0,6/1 kV Screened Power & Lighting Cables

### Construction

- 1 Conductor  
Electrolytic, stranded, annealed, bare or tinned copper, Class 2 or Class 5
- 2 Insulation  
XLPE
- 3 Inner Sheath  
Halogen-free thermoplastic filler or polyester tape
- 4 Screen  
Copper wire braiding and drain wire
- 5 Outer Sheath  
Grey or black colored, halogen-free, low smoke, flame-retardant, polyolefine based thermoplastic compound



TÜRK LOYDU

### Technical Features

Rated Voltage	: 0,6/1 kV
Test Voltage	: 3,5 kV
Temperature Range	: -40°C / +90°C
Bending Radius	: 6 x Outer Diameter
Halogen free properties	: IEC 60754-1&2
Low smoke emission	: IEC 61034-1&2
Flame Retardancy	: IEC 60332-3 CAT.A
Application	: Used in ships and sea vehicles for power and lighting applications. Halogen-free, flame retardant and low smoke density type cables.
Standards of Design & Tests	: IEC 60092-353 & IEC 60092-350



0,6/1 kV Screened Power & Lighting Cables

Nominal Cross-section	Net Weight (approx.)	Overall Diameter of Cable (approx.)	Conductor DC Resistance at 20° C
mm <sup>2</sup>	kg/km	mm	ohm/km
1x1	40	5.0	18.100
1x1,5	50	6.0	12.100
1x2,5	60	6.0	7.400
1x4	80	7.0	4.610
1x6	100	7.0	3.080
1x10	140	8.0	1.830
1x16	200	9.0	1.150
1x25	320	11.0	0.727
1x35	420	12.0	0.524
1x50	520	14.0	0.387
1x70	750	16.0	0.268
1x95	990	18.0	0.193
1x120	1,280	20.0	0.154
1x150	1,560	22.0	0.126
1x185	1,930	25.0	0.100
1x240	2,430	27.0	0.076
1x300	3,010	30.0	0.060
2x1	70	9.0	18.100
2x1,5	90	9.0	12.100
2x2,5	120	10.0	7.400
2x4	160	12.0	4.610
2x6	200	13.0	3.080
2x10	300	15.0	1.830
2x16	420	17.0	1.150
2x25	1,040	23.0	0.727
2x35	1,310	26.0	0.524
2x50	1,700	29.0	0.387
2x70	2,320	33.0	0.268
2x95	2,990	37.0	0.193
3x1	90	9.0	18.100
3x1,5	110	10.0	12.100
3x2,5	150	11.0	7.400
3x4	210	12.0	4.610
3x6	270	14.0	3.080
3x10	410	16.0	1.830
3x16	590	19.8	1.150
3x25	1,290	25.0	0.727
3x35	1,640	27.0	0.524
3x50	2,060	30.0	0.387
3x70	2,900	35.0	0.268
3x95	3,770	39.0	0.193
3x120	4,850	44.0	0.154
3x150	5,910	49.0	0.126
3x185	7,450	55.0	0.100
3x240	9,300	60.0	0.076


# U-HFA m

0,6/1 kV Screened Power & Lighting Cables

Nominal Cross-section	Net Weight (approx.)	Overall Diameter of Cable (approx.)	Conductor DC Resistance at 20° C
mm <sup>2</sup>	kg/km	mm	ohm/km
4x1	110	10.0	18.100
4x1,5	140	11.0	12.100
4x2,5	190	12.0	7.400
4x4	270	14.0	4.610
4x6	350	15.0	3.080
4x10	530	18.0	1.830
4x16	770	20.0	1.150
4x25	1,620	27.0	0.727
4x35	2,070	30.0	0.524
4x50	2,600	34.0	0.387
4x70	3,730	39.0	0.268
4x95	4,890	44.0	0.193
4x120	6,350	50.0	0.154
4x150	7,730	55.0	0.126
5x1	140	11.0	18.100
5x1,5	170	12.0	12.100
5x2,5	240	14.0	7.400
7x1	180	12.0	18.100
7x1,5	230	13.0	12.100
7x2,5	310	15.0	7.400
10x1	250	15.0	18.100
10x1,5	320	16.0	12.100
10x2,5	440	18.0	7.400

## 0,6/1 kV Screened Power & Lighting Cables

Nominal Cross-section	Net Weight (approx.)	Overall Diameter of Cable (approx.)	Conductor DC Resistance at 20° C
mm <sup>2</sup>	kg/km	mm	ohm/km
12x1	290	16.0	18.100
12x1,5	370	18.0	12.100
12x2,5	520	20.0	7.400
14x1	330	17.0	18.100
14x1,5	430	19.0	12.100
14x2,5	600	21.0	7.400
16x1	380	18.0	18.100
16x1,5	480	20.0	12.100
16x2,5	680	22.0	7.400
19x1	430	19.0	18.100
19x1,5	560	21.0	12.100
19x2,5	780	23.0	7.400
24x1	540	22.0	18.100
24x1,5	700	24.0	12.100
24x2,5	990	27.0	7.400
27x1	610	24.0	18.100
27x1,5	790	26.0	12.100
27x2,5	1,110	28.0	7.400
33x1	730	26.0	18.100
33x1,5	940	28.0	12.100
33x2,5	1,340	31.0	7.400
37x1	800	27.0	18.100
37x1,5	1,050	29.0	12.100
37x2,5	1,490	32.0	7.400



250 V Collectively Screened  
Telecommunication & Control Cables

### Construction

- 1 Conductor  
Electrolytic, stranded, annealed, bare or tinned copper, Class 2 or Class 5
- 2 Insulation  
XLPE
- 3 Collective Screen  
Aluminium Polyester tape with tinned copper drain wire
- 4 Inner Sheath  
Halogen-free thermoplastic filler or polyester tape
- 5 Screen  
Copper wire braiding and drain wire
- 6 Outer Sheath  
Grey or black colored, halogen-free, low smoke, flame-retardant, polyolefine based thermoplastic compound



TÜRK LOYDU

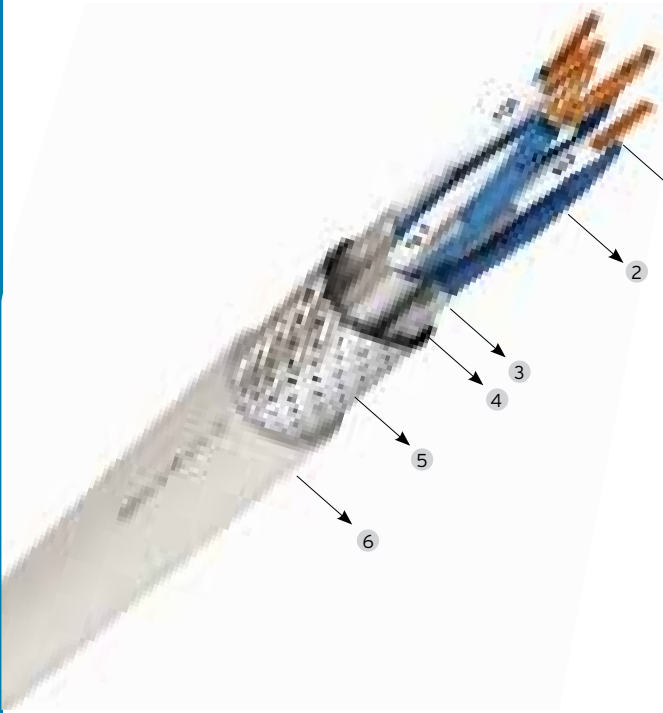
### Technical Features

Rated Voltage	: 250 kV
Test Voltage	: 1,5 kV
Temperature Range	: -40°C / +90°C
Bending Radius	: 6 x Outer Diameter
Halogen free properties	: IEC 60754-1&2
Low smoke emission	: IEC 61034-1&2
Flame Retardancy	: IEC 60332-3 CAT.A
Application	: Used in ships and sea vehicles for telecommunication and signal applications. Halogen-free, flame retardant and low smoke density type cables.

Standards of Design & Tests : IEC 60092-376 & IEC 60092-350

## 250 V Collectively Screened Telecommunication & Control Cables

Nominal Cross-section	Net Weight (approx.)	Overall Diameter of Cable (approx.)	Conductor DC Resistance at 20° C
mm <sup>2</sup>	kg/km	mm	ohm/km
1x2x0,75	90	8.0	24.500
2x2x0,75	120	10.0	24.500
3x2x0,75	180	12.0	24.500
4x2x0,75	210	13.0	24.500
5x2x0,75	290	14.0	24.500
7x2x0,75	350	17.0	24.500
8x2x0,75	420	19.0	24.500
10x2x0,75	460	19.0	24.500
12x2x0,75	550	21.0	24.500
14x2x0,75	590	21.0	24.500
16x2x0,75	650	23.0	24.500
19x2x0,75	720	24.0	24.500
24x2x0,75	890	27.0	24.500
27x2x0,75	1,000	30.0	24.500
37x2x0,75	1,260	32.0	24.500
1x2x1,5	120	10.0	12.100
2x2x1,5	180	11.0	12.100
3x2x1,5	290	16.0	12.100
4x2x1,5	340	16.0	12.100
5x2x1,5	420	17.0	12.100
7x2x1,5	520	20.0	12.100
8x2x1,5	610	22.0	12.100
10x2x1,5	710	23.0	12.100
12x2x1,5	840	25.0	12.100
14x2x1,5	920	26.0	12.100
16x2x1,5	1,020	27.0	12.100
19x2x1,5	1,170	30.0	12.100
24x2x1,5	1,440	33.0	12.100
27x2x1,5	1,690	36.0	12.100
37x2x1,5	2,180	42.0	12.100
1x3x0,75	150	9.0	24.500
2x3x0,75	180	12.0	24.500
3x3x0,75	270	13.0	24.500
4x3x0,75	300	14.0	24.500
5x3x0,75	380	16.0	24.500
7x3x0,75	510	17.0	24.500
8x3x0,75	630	20.0	24.500
10x3x0,75	680	20.0	24.500
1x3x1,5	170	11.0	12.100
2x3x1,5	300	14.0	12.100
3x3x1,5	440	16.0	12.100
4x3x1,5	500	18.0	12.100
5x3x1,5	630	21.0	12.100
7x3x1,5	780	22.0	12.100
8x3x1,5	910	23.0	12.100
10x3x1,5	1,160	24.0	12.100



## 250 V Individually Screened Telecommunication & Control Cables

### Construction

- 1 Conductor  
Electrolytic, stranded, annealed, bare or tinned copper, Class 2 or Class 5
- 2 Insulation  
XLPE
- 3 Individual Screen  
Aluminium Polyester tape with tinned copper drain wire
- 4 Inner Sheath  
Halogen-free thermoplastic filler or polyester tape
- 5 Screen  
Copper wire braiding and drain wire
- 6 Outer Sheath  
Grey or black colored, halogen free, low smoke, flame-retardant, polyolefine based thermoplastic compound




TÜRK LOYDU

### Technical Features

Rated Voltage	: 250 kV
Test Voltage	: 1,5 kV
Temperature Range	: -40°C / +90°C
Bending Radius	: 6 x Outer Diameter
Halogen free properties	: IEC 60754-1&2
Low smoke emission	: IEC 61034-1&2
Flame Retardancy	: IEC 60332-3 CAT.A
Application	: Used in ships and sea vehicles for telecommunication and signal applications. Halogen-free, flame retardant and low smoke density type cables.
Standards of Design & Tests	: IEC 60092-376 & IEC 60092-350

## 250 V Individually Screened Telecommunication & Control Cables

Nominal Cross-section	Net Weight (approx.)	Overall Diameter of Cable (approx.)	Conductor DC Resistance at 20° C
mm <sup>2</sup>	kg/km	mm	ohm/km
1x2x0,75	100	8.0	24.500
2x2x0,75	140	10.0	24.500
3x2x0,75	210	13.0	24.500
4x2x0,75	250	14.0	24.500
5x2x0,75	340	15.0	24.500
7x2x0,75	420	17.0	24.500
8x2x0,75	500	19.0	24.500
10x2x0,75	560	20.0	24.500
12x2x0,75	670	21.0	24.500
14x2x0,75	730	22.0	24.500
16x2x0,75	810	24.0	24.500
19x2x0,75	910	26.0	24.500
24x2x0,75	1,130	28.0	24.500
27x2x0,75	1,270	31.0	24.500
37x2x0,75	1,630	32.0	24.500
1x2x1,5	130	10.0	12.100
2x2x1,5	200	12.0	12.100
3x2x1,5	320	17.0	12.100
4x2x1,5	380	18.0	12.100
5x2x1,5	470	19.0	12.100
7x2x1,5	590	21.0	12.100
8x2x1,5	690	23.0	12.100
10x2x1,5	810	24.0	12.100
12x2x1,5	960	26.0	12.100
14x2x1,5	1,060	28.0	12.100
16x2x1,5	1,180	29.0	12.100
19x2x1,5	1,360	32.0	12.100
24x2x1,5	1,680	34.0	12.100
27x2x1,5	1,960	37.0	12.100
37x2x1,5	2,550	42.0	12.100
1x3x0,75	160	9.0	24.500
2x3x0,75	200	12.0	24.500
3x3x0,75	300	14.0	24.500
4x3x0,75	340	14.0	24.500
5x3x0,75	470	16.0	24.500
7x3x0,75	650	17.0	24.500
8x3x0,75	790	20.0	24.500
10x3x0,75	880	20.0	24.500
1x3x1,5	170	12.0	12.100
2x3x1,5	300	14.0	12.100
3x3x1,5	440	17.0	12.100
4x3x1,5	540	18.0	12.100
5x3x1,5	680	21.0	12.100
7x3x1,5	850	22.0	12.100
8x3x1,5	1,000	24.0	12.100
10x3x1,5	1,260	24.0	12.100



250 V Individually and Collectively Screened Telecommunication & Control Cables

### Construction

- 1 Conductor  
Electrolytic, stranded, annealed, bare or tinned copper, Class 2 or Class 5
- 2 Insulation  
XLPE
- 3 Individual Screen  
Aluminium Polyester tape with tinned copper drain wire
- 4 Collective Screen  
Aluminium Polyester tape with tinned copper drain wire
- 5 Inner Sheath  
Halogen-free thermoplastic filler or polyester tape
- 6 Screen  
Copper wire braiding and drain wire
- 7 Outer Sheath  
Grey or black colored, halogen-free, low smoke, flame-retardant, polyolefine based thermoplastic compound

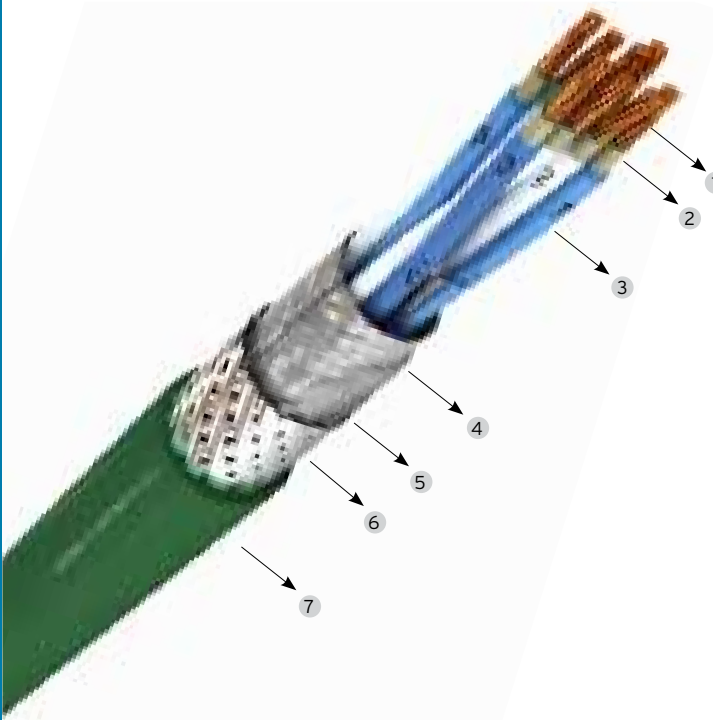


### Technical Features

Rated Voltage	: 250 kV
Test Voltage	: 1,5 kV
Temperature Range	: -40°C / +90°C
Bending Radius	: 6 x Outer Diameter
Halogen free properties	: IEC 60754-1&2
Low smoke emission	: IEC 61034-1&2
Flame Retardancy	: IEC 60332-3 CAT.A
Application	: Used in ships and sea vehicles for telecommunication and signal applications. Halogen-free, flame retardant and low smoke density type cables.
Standards of Design & Tests	: IEC 60092-376 & IEC 60092-350



Nominal Cross-section	Net Weight (approx.)	Overall Diameter of Cable (approx.)	Conductor DC Resistance at 20° C
mm <sup>2</sup>	kg/km	mm	ohm/km
1x2x0,75	110	8.0	24.500
2x2x0,75	150	10.0	24.500
3x2x0,75	220	13.0	24.500
4x2x0,75	270	14.0	24.500
5x2x0,75	360	15.0	24.500
7x2x0,75	440	17.0	24.500
8x2x0,75	520	19.0	24.500
10x2x0,75	580	20.0	24.500
12x2x0,75	690	21.0	24.500
14x2x0,75	750	22.0	24.500
16x2x0,75	830	24.0	24.500
19x2x0,75	930	26.0	24.500
24x2x0,75	1,160	28.0	24.500
27x2x0,75	1,300	31.0	24.500
37x2x0,75	1,660	32.0	24.500
1x2x1,5	140	10.0	12.100
2x2x1,5	210	12.0	12.100
3x2x1,5	330	17.0	12.100
4x2x1,5	400	18.0	12.100
5x2x1,5	490	19.0	12.100
7x2x1,5	610	21.0	12.100
8x2x1,5	710	23.0	12.100
10x2x1,5	830	24.0	12.100
12x2x1,5	980	26.0	12.100
14x2x1,5	1,080	28.0	12.100
16x2x1,5	1,200	29.0	12.100
19x2x1,5	1,380	32.0	12.100
24x2x1,5	1,710	34.0	12.100
27x2x1,5	1,990	37.0	12.100
37x2x1,5	2,580	42.0	12.100
1x3x0,5	170	9.0	24.500
2x3x0,5	210	12.0	24.500
3x3x0,5	310	14.0	24.500
4x3x0,5	360	14.0	24.500
5x3x0,5	500	16.0	24.500
7x3x0,5	670	17.0	24.500
8x3x0,5	810	20.0	24.500
10x3x0,5	900	20.0	24.500
1x3x1,5	180	12.0	12.100
2x3x1,5	310	14.0	12.100
3x3x1,5	450	17.0	12.100
4x3x1,5	560	18.0	12.100
5x3x1,5	700	21.0	12.100
7x3x1,5	870	22.0	12.100
8x3x1,5	1,020	24.0	12.100
10x3x1,5	1,280	24.0	12.100



## 250 V Fire Resistant Collectively Screened Telecommunication & Control Cables

### Construction

- 1 Conductor  
Electrolytic, stranded, annealed, bare or tinned copper, Class 2 or Class 5
- 2 Mica tape
- 3 Insulation  
XLPE
- 4 Collective screen  
Aluminium Polyester tape with tinned copper drain wire
- 5 Inner Sheath  
Polyester tape or filler
- 6 Screen  
Copper wire braiding with drain wire
- 7 Outer Sheath  
Green colored, halogen-free, low smoke, flame-retardant, polyolefine based thermoplastic compound



TÜRK LOYDU

### Technical Features

Rated Voltage : 250 kV

Test Voltage : 1,5 kV

Temperature Range : -40°C / +90°C

Bending Radius : 6 x Outer Diameter

Halogen free properties : IEC 60754-1&2

Low smoke emission : IEC 61034-1&2


Flame Retardancy : IEC 60332-3 CAT.A

Application : Used in ships and sea vehicles for telecommunication and signal applications. Halogen-free, flame retardant and low smoke density type cables, these cables have function endurance according to IEC 60331. Screened against electromagnetic interferences.

Standards of Design & Tests : IEC 60092-376 & IEC 60092-350 / IEC 60331-21

## 250 V Fire Resistant Collectively Screened Telecommunication & Control Cables

Nominal Cross-section	Net Weight (approx.)	Overall Diameter of Cable (approx.)	Conductor DC Resistance at 20° C
mm <sup>2</sup>	kg/km	mm	ohm/km
1x2x0,75	110	9.0	24.500
2x2x0,75	150	11.0	24.500
3x2x0,75	250	14.0	24.500
4x2x0,75	280	15.0	24.500
5x2x0,75	350	17.0	24.500
7x2x0,75	430	19.0	24.500
8x2x0,75	500	22.0	24.500
10x2x0,75	570	23.0	24.500
12x2x0,75	670	25.0	24.500
14x2x0,75	730	26.0	24.500
16x2x0,75	810	27.0	24.500
19x2x0,75	910	29.0	24.500
24x2x0,75	1,110	33.0	24.500
27x2x0,75	1,240	35.0	24.500
37x2x0,75	1,690	40.0	24.500
1x2x1,5	140	10.0	12.100
2x2x1,5	200	12.0	12.100
3x2x1,5	340	17.0	12.100
4x2x1,5	390	17.0	12.100
5x2x1,5	490	20.0	12.100
7x2x1,5	610	22.0	12.100
8x2x1,5	730	26.0	12.100
10x2x1,5	830	27.0	12.100
12x2x1,5	970	29.0	12.100
14x2x1,5	1,080	31.0	12.100
16x2x1,5	1,220	33.0	12.100
19x2x1,5	1,380	35.0	12.100
24x2x1,5	1,790	40.0	12.100
27x2x1,5	1,990	42.0	12.100
37x2x1,5	2,570	48.0	12.100
1x3x0,75	160	10.0	24.500
2x3x0,75	220	11.0	24.500
3x3x0,75	370	14.0	24.500
4x3x0,75	430	16.0	24.500
5x3x0,75	500	17.0	24.500
7x3x0,75	640	20.0	24.500
8x3x0,75	740	23.0	24.500
10x3x0,75	850	24.0	24.500
1x3x1,5	210	11.0	12.100
2x3x1,5	280	12.0	12.100
3x3x1,5	490	18.0	12.100
4x3x1,5	580	18.0	12.100
5x3x1,5	720	21.0	12.100
7x3x1,5	900	23.0	12.100
8x3x1,5	1,080	27.0	12.100
10x3x1,5	1,230	28.0	12.100



## 250 V Fire Resistant Individually Screened Telecommunication & Control Cables

### Construction

- 1 Conductor  
Electrolytic, stranded, annealed, bare or tinned copper, Class 2 or Class 5
- 2 Mica Glass tape
- 3 Insulation  
XLPE
- 4 Individual Screen  
Aluminium Polyester tape with tinned copper drain wire
- 5 Inner Sheath  
Polyester tape or filler
- 6 Screen  
Copper wire braiding with drain wire
- 7 Outer Sheath  
Green colored, halogen-free, low smoke, flame-retardant, polyolefine based thermoplastic compound




TÜRK LOYDU

### Technical Features

Rated Voltage	: 250 kV
Test Voltage	: 1,5 kV
Temperature Range	: -40°C / +90°C
Bending Radius	: 6 x Outer Diameter
Halogen free properties	: IEC 60754-1&2
Low smoke emission	: IEC 61034-1&2
Flame Retardancy	: IEC 60332-3 CAT.A
Application	: Used in ships and sea vehicles for telecommunication and signal applications. Halogen-free, flame retardant and low smoke density type cables, these cables have function endurance according to IEC 60331. Screened against electromagnetic interferences.
Standards of Design & Tests	: IEC 60092-376 & IEC 60092-350 / IEC 60331-21

## 250 V Fire Resistant Individually Screened Telecommunication & Control Cables

Nominal Cross-section	Net Weight (approx.)	Overall Diameter of Cable (approx.)	Conductor DC Resistance at 20° C
mm <sup>2</sup>	kg/km	mm	ohm/km
1x2x0,75	120	10.0	24.500
2x2x0,75	170	12.0	24.500
3x2x0,75	280	15.0	24.500
4x2x0,75	320	16.0	24.500
5x2x0,75	400	19.0	24.500
7x2x0,75	570	22.0	24.500
8x2x0,75	660	25.0	24.500
10x2x0,75	770	26.0	24.500
12x2x0,75	790	26.0	24.500
14x2x0,75	870	27.0	24.500
16x2x0,75	970	28.0	24.500
19x2x0,75	1,100	30.0	24.500
24x2x0,75	1,350	34.0	24.500
27x2x0,75	1,510	36.0	24.500
37x2x0,75	2,060	41.0	24.500
1x2x1,5	150	12.0	12.100
2x2x1,5	220	14.0	12.100
3x2x1,5	370	19.0	12.100
4x2x1,5	430	19.0	12.100
5x2x1,5	540	22.0	12.100
7x2x1,5	680	24.0	12.100
8x2x1,5	810	28.0	12.100
10x2x1,5	930	29.0	12.100
12x2x1,5	1,090	31.0	12.100
14x2x1,5	1,220	33.0	12.100
16x2x1,5	1,380	35.0	12.100
19x2x1,5	1,570	37.0	12.100
24x2x1,5	2,030	42.0	12.100
27x2x1,5	2,260	44.0	12.100
37x2x1,5	2,970	50.0	12.100
1x3x0,75	170	11.0	24.500
2x3x0,75	240	12.0	24.500
3x3x0,75	400	16.0	24.500
4x3x0,75	470	18.0	24.500
5x3x0,75	550	20.0	24.500
7x3x0,75	710	22.0	24.500
8x3x0,75	820	25.0	24.500
10x3x0,75	950	26.0	24.500
1x3x1,5	220	12.0	12.100
2x3x1,5	300	14.0	12.100
3x3x1,5	510	20.0	12.100
4x3x1,5	620	20.0	12.100
5x3x1,5	770	23.0	12.100
7x3x1,5	970	25.0	12.100
8x3x1,5	1,160	29.0	12.100



250 V Individually and Collectively Screened  
Telecommunication & Control Cables

### Construction

- 1 Conductor  
Electrolytic, stranded, annealed, bare or tinned copper, Class 2 or Class 5
- 2 Mica Glass tape
- 3 Insulation  
XLPE
- 4 Individual Screen  
Aluminium Polyester tape with tinned copper drain wire
- 5 Collective Screen  
Aluminium Polyester tape with tinned copper drain wire
- 6 Inner Sheath  
Halogen-free thermoplastic filler or polyester tape
- 7 Screen  
Copper wire braiding and drain wire
- 8 Outer Sheath  
Grey or black colored, halogen-free, low smoke, flame-retardant, polyolefine based thermoplastic compound



TÜRK LOYDU

### Technical Features

Rated Voltage	: 250 kV
Test Voltage	: 1,5 kV
Temperature Range	: -40°C / +90°C
Bending Radius	: 6 x Outer Diameter
Halogen free properties	: IEC 60754-1&2
Low smoke emission	: IEC 61034-1&2
Flame Retardancy	: IEC 60332-3 CAT.A
Application	: Used in ships and sea vehicles for telecommunication and signal applications. Halogen-free, flame retardant and low smoke density type cables, These cables have function endurance according to IEC 60331. Screened against electromagnetic interferences.
Standards of Design & Tests	: IEC 60092-376 & IEC 60092-350 / IEC 60331-21

## 250 V Individually and Collectively Screened Telecommunication & Control Cables

Nominal Cross-section	Net Weight (approx.)	Overall Diameter of Cable (approx.)	Conductor DC Resistance at 20° C
mm <sup>2</sup>	kg/km	mm	ohm/km
1x2x0,75	130	11.0	24.500
2x2x0,75	180	13.0	24.500
3x2x0,75	290	16.0	24.500
4x2x0,75	330	17.0	24.500
5x2x0,75	410	20.0	24.500
7x2x0,75	580	23.0	24.500
8x2x0,75	670	26.0	24.500
10x2x0,75	780	27.0	24.500
12x2x0,75	800	27.0	24.500
14x2x0,75	880	28.0	24.500
16x2x0,75	980	29.0	24.500
19x2x0,75	1,200	31.0	24.500
24x2x0,75	1,360	35.0	24.500
27x2x0,75	1,520	37.0	24.500
37x2x0,75	2,070	42.0	24.500
1x2x1,5	160	13.0	12.100
2x2x1,5	230	15.0	12.100
3x2x1,5	380	20.0	12.100
4x2x1,5	440	20.0	12.100
5x2x1,5	550	23.0	12.100
7x2x1,5	680	24.0	12.100
8x2x1,5	820	29.0	12.100
10x2x1,5	940	30.0	12.100
12x2x1,5	1,100	32.0	12.100
14x2x1,5	1,230	34.0	12.100
16x2x1,5	1,390	36.0	12.100
19x2x1,5	1,580	38.0	12.100
24x2x1,5	2,040	43.0	12.100
27x2x1,5	2,270	45.0	12.100
37x2x1,5	2,980	51.0	12.100
1x3x0,75	180	12.0	24.500
2x3x0,75	250	13.0	24.500
3x3x0,75	410	17.0	24.500
4x3x0,75	480	19.0	24.500
5x3x0,75	560	21.0	24.500
7x3x0,75	720	23.0	24.500
8x3x0,75	830	26.0	24.500
10x3x0,75	960	27.0	24.500
1x3x1,5	230	13.0	12.100
2x3x1,5	310	15.0	12.100
3x3x1,5	520	21.0	12.100
4x3x1,5	630	21.0	12.100
5x3x1,5	780	24.0	12.100
7x3x1,5	980	26.0	12.100
8x3x1,5	1,170	30.0	12.100
10x3x1,5	1,340	30.0	12.100



**ÜNİKA ÜNİVERSAL KABLO SAN. ve TİC. A.Ş.**

**Head Office**

Yeni Sülün Sok. No: 5 İç Levent 34330 İstanbul / TURKEY  
Phone: +90 212 278 23 53 Fax: +90 212 279 37 51

**Factory**

Veliköy Sanayi Bölgesi Çerkezköy 59550 Tekirdağ / TURKEY  
Phone: +90 282 746 11 76 Fax: +90 282 746 11 80

[www.unika.com.tr](http://www.unika.com.tr)